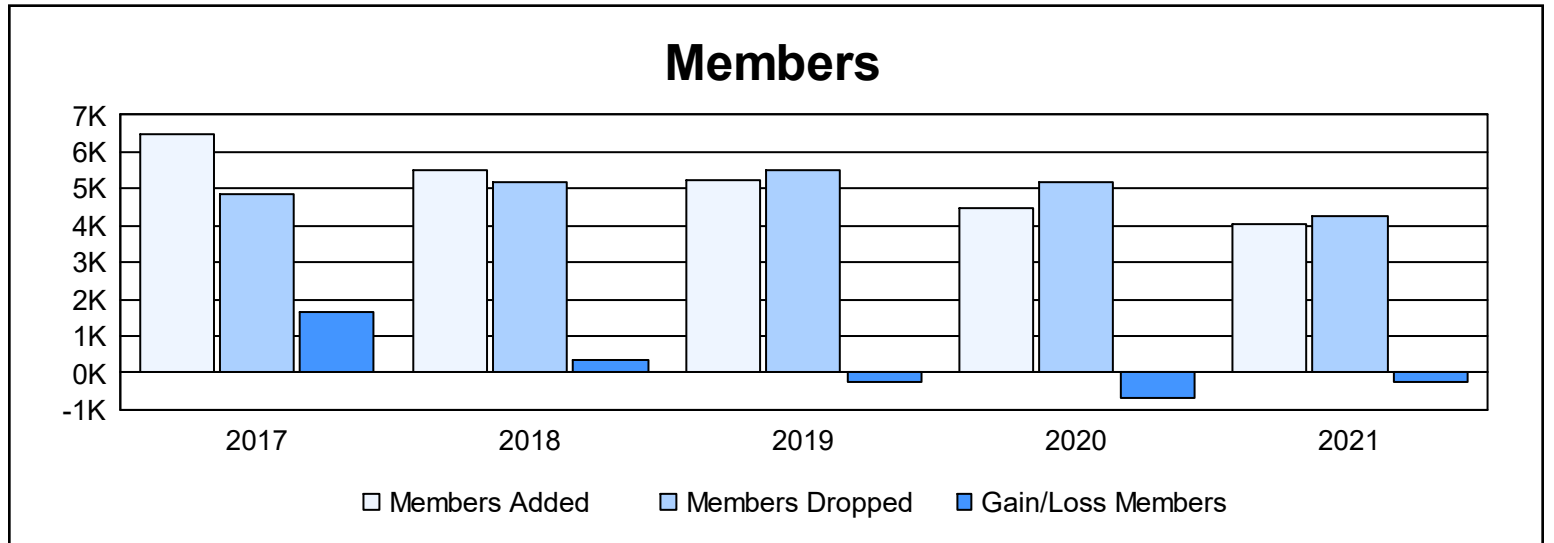
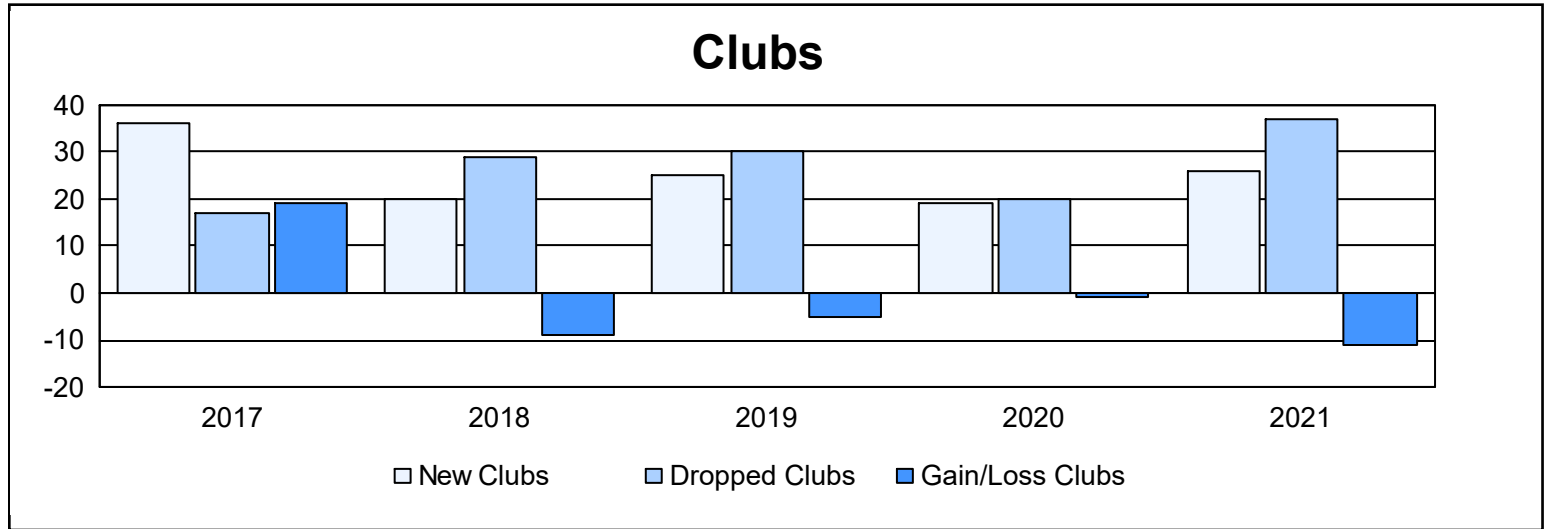
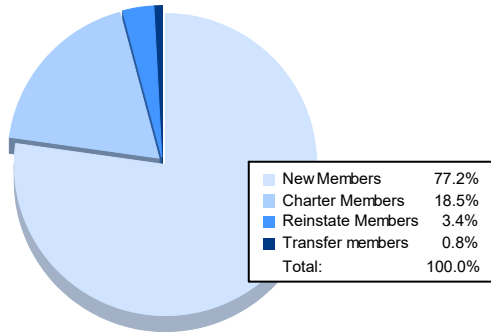


| Year | New Clubs | Dropped Clubs | Gain/ Loss Clubs | New Members | Charter Members | Reinstate Members | Transfer Members | Total Member Added | Total Members Dropped | Gain/ Loss Members |
|----------------|-----------|---------------|------------------|--------------|-----------------|-------------------|------------------|--------------------|-----------------------|--------------------|
| 2016-2017 | 36 | 17 | 19 | 5,112 | 1,155 | 163 | 50 | 6,480 | 4,845 | 1,635 |
| 2017-2018 | 20 | 29 | -9 | 4,591 | 636 | 227 | 62 | 5,516 | 5,164 | 352 |
| 2018-2019 | 25 | 30 | -5 | 4,266 | 728 | 208 | 43 | 5,245 | 5,496 | -251 |
| 2019-2020 | 19 | 20 | -1 | 3,486 | 660 | 226 | 78 | 4,450 | 5,152 | -702 |
| 2020-2021 | 26 | 37 | -11 | 3,100 | 742 | 138 | 34 | 4,014 | 4,257 | -243 |
| Average | 25 | 27 | -1 | 4,111 | 784 | 192 | 53 | 5,141 | 4,983 | 158 |



Membership Composition June 2021 Cumulative



Gender Composition June 2021 Cumulative

